



**2016**

**2017 04**

) (

			2016	12	31
	8400	10	2.50		
0		10	5		

.....	5
.....	9
.....	12
.....	24
.....	49
.....	56
.....	56
.....	57
.....	66
.....	71
.....	72
.....	182



			002838
			Shandong Dawn Polymer Co.,Ltd.
			Dawn
			265701
			265701
			www.dawnprene.com
			thc@chinadawn.cn

	0535-8866557	0535-8866557
	0535-8831026	0535-8831026
	thc@chinadawn.cn	thc@chinadawn.cn

	www.cninfo.com.cn

	913706007456581228

	169

√ □

	19		2017 1 6 -2019 12 31

□ √

□ √

	2016	2015		2014
	799,684,968.59	626,230,798.97	27.70%	580,759,404.41
	79,320,964.31	59,892,026.15	32.44%	47,183,853.91
	74,613,604.55	55,835,271.92	33.63%	42,871,347.28
	44,668,756.39	45,520,563.13	-1.87%	48,351,516.75
/	1.260	0.950	32.63%	0.75
/	1.260	0.950	32.63%	0.75
	18.39%	16.56%	1.83%	15.31%
	2016	2015		2014
	1,009,752,879.75	593,033,915.32	70.27%	565,114,026.16

	763,017,239.80	391,600,112.59	94.85%	331,800,948.34
--	----------------	----------------	--------	----------------

**1**

□ √

**2**

□ √

	171,551,315.50	184,692,782.55	186,364,846.40	257,076,024.14
	20,072,178.04	22,248,057.91	19,127,351.50	17,873,376.86
	18,778,960.89	21,205,880.80	18,135,789.50	16,492,973.37
	5,718,701.85	27,297,325.36	24,927,584.40	-13,274,855.25

□ √

√ □

	2016	2015	2014	
	-42,280.92	33,503.74	-34,856.85	

	4,707,359.76	4,056,754.23	4,312,506.63	--
--	--------------	--------------	--------------	----

1 —

1 —

□ √

1 —



TPV

CNAS

TPV

TPV

“ ”

TPV

75%

10

TPV

“ ” “ ”

“

—

”

TPV

2008

“

”

TPV

TPV

2006

1


	2100 29,050.80

**2** √

2008

“ - ” TPV

“

” TPV

2010

“ ” 2015

“

”

“

TPV

TPV

2016

79968.50 27.70% 9502.98 27.71%  
7932.10 32.44%

1

2016

2016

40,808.33 29.69% 26,062.02 36.43%  
12,456.56 10.54%

2

2016

3

“ ”

2016

4

6S

5

2016

1

“ ” “ ”

2

1

ბუღ. 01.01.2016. 7%

	2016		2015		

	799,684,968.59	100.00%	626,230,798.97	100.00%	27.70%
	408,083,324.98	51.03%	314,661,907.21	50.25%	29.69%
	260,620,212.31	32.59%	191,029,936.70	30.50%	36.43%
	124,565,559.90	15.58%	112,689,153.78	17.99%	10.54%
	6,415,871.40	0.80%	7,849,801.28	1.25%	-18.27%
	781,090,742.26	97.67%	611,210,296.08	97.60%	27.79%
	18,594,226.33	2.33%	15,020,502.89	2.40%	23.79%

2

10%

√ □

	799,684,968.59	604,720,906.99	24.38%	27.70%	25.91%	1.07%
	408,083,324.98	330,341,716.78	19.05%	29.69%	28.07%	1.02%
	260,620,212.31	170,459,437.69	34.59%	36.43%	30.52%	2.96%
	124,565,559.90	98,907,914.64	20.60%	10.54%	14.31%	-2.62%
	781,090,742.26	589,576,036.56	24.52%	27.79%	26.46%	0.79%

1

□ √

3

√ □

			2016	2015	
			43,457.85	33,251.23	30.70%
			48,575.55	35,901.83	35.30%

			4,226.98	3,328.42	27.00%
			11,966.75	8,646.27	38.40%
			13,082.54	9,619.63	36.00%
			1,359.28	1,076.02	26.33%
			12,267.39	10,489.93	16.94%
			12,473.44	11,084.59	12.53%
			643.82	563.02	14.35%

30%

√ □

1.

2.

**4**

□ √

**5**

		2016		2015		
		555,663,697.20	92.66%	437,489,796.93	92.09%	27.01%
		15,084,042.47	2.52%	13,586,934.73	2.86%	11.02%
		15,796,471.63	2.63%	12,921,840.02	2.72%	22.25%
		11,759,244.78	1.96%	9,596,366.49	2.02%	22.54%
		1,405,613.03	0.23%	1,472,709.71	0.31%	-4.56%
		599,709,069.11	100.00%	475,067,647.88	100.00%	26.24%



1		107,910,517.65	17.60%
2		39,779,988.94	6.49%
3		27,513,038.78	4.49%
4		22,173,797.50	3.62%
5		17,423,497.31	2.84%
	--	214,800,840.18	35.04%

□ √

### 3

	2016	2015		
	29,819,657.22	22,911,672.68	30.15%	
	53,930,563.62	39,297,003.40	37.24%	
	4,192,811.51	5,177,950.21	-19.03%	

### 4

√ □

2016 12

31

17

30

	2016	2015	
	101	97	4.12%
	18.40%	19.48%	-1.08%
	32,013,282.66	30,890,900.00	3.63%
	4.00%	4.93%	-0.93%
	0.00	0.00	0.00%



5

	2016	2015	
	879,378,361.61	681,798,375.28	28.98%
	834,709,605.22	636,277,812.15	31.19%
	44,668,756.39	45,520,563.13	-1.87%
	6,709,680.72	4,566,120.00	46.94%
	49,820,435.45	44,860,621.03	11.06%
	-43,110,754.73	-40,294,501.03	6.99%
	384,880,000.00	79,000,000.00	387.19%
	87,034,168.98	135,431,195.43	-35.74%
	297,845,831.02	-56,431,195.43	627.80%
	299,500,150.75	-51,069,825.00	686.45%

√ □

2016

2015

627.80%

2016 12 30

2016

2015

1

	2016		2015			
	330,215,260.97	32.70%	32,263,574.13	5.44%	27.26%	2016 12 30
	218,503,072.88	21.64%	145,761,624.65	24.58%	-2.94%	
	125,499,756.77	12.43%	82,775,549.83	13.96%	-1.53%	
	6,269,970.08	0.62%	12,745,065.98	2.15%	-1.53%	
	16,871,690.17	1.67%	25,631,371.94	4.32%	-2.65%	
	146,193,657.86	14.48%	135,969,752.35	22.93%	-8.45%	
	27,435,845.00	2.72%	1,973,029.81	0.33%	2.39%	
	84,000,000.00	8.32%	79,000,000.00	13.32%	-5.00%	

2

□ √

3

“ ” “ ” “76.” ”

1

□ √

**2** √**3** √**4** √**5**√ **1**√ 

2016		29,050.8	0	0	0	0	0.00%	29,050.8		0
	--	29,050.8	0	0	0	0	0.00%	29,050.8	--	0
2016 12 30                      2016 12 31										

**2**√ 

	( )	(1)	(2)	(3) (2)/(1)				
TPV		14,550.8	0	0	0	0.00%		0

---

		7,300	0	0	0	0.00%		0	
(TPIIR)		5,000	0	0	0	0.00%			

**3** √**1** √**2** √√ 

10%

			200	97,016,644.48	56,585,626.92	130,283,941.33	10,918,123.55	9,920,415.99
			1500	1,272,270.74	232,130.74	0.00	-17,869.26	-17,869.26
			1,200	173,199,463.14	33,765,171.87	113,469,459.05	-17,955,782.04	-17,519,363.53

 √ √

1

2017 580 TPV  
 200 Freedonia 2017 TPV  
 2019 580  
 TPE TPV 8%

2

IT  
 2014-2020 2013-2017  
 4.6% 2015  
 1,500 “ ”  
 15% 12%  
 16% 10% 10% 40%

3

2017 82.5  
 20% 6%  
 Research 2020 TechSci  
 Opportunities, 2020) 2015 -2020 12% (China Masterbatch Market Forecast & TechSci Research

1

TPV

2

3

4

“ ”

5

1

TPV

2

PP ABS PA EPDM

3

TPV

TPV

2-2.5

4

2016

5

2016

6

**1**

□ √

√ □

2017 4 24

2016 12 31

8400

10

2.50

2100

10

5


3

2014 2015

2016

2016 12 31

8400

10

2.50

2100

10

5

2016	2,100.00	79,320,964.31	26.47%	0.00	0.00%
2015	0.00	59,892,026.15	0.00%	0.00	0.00%
2014	0.00	47,183,853.91	0.00%	0.00	0.00%

□ √

√ □



10	0
10	2.50
10	5
	84,000,000
	21,000,000.00
	288,215,554.52
	100.00%
	20


2016

72,710,359.96

			25%			
			6			
		6	12			
			50%			
				2014	10	
				21		36
			6			

			6			
			6			

				2014 09 29	12	





				2014 10 21		

				2014 10 21		



				2014 10 21	36	

			1			
			2			
			3			

			5%			
--	--	--	----	--	--	--

				2014 10 21		
				2014 10 21		

			1			
			2			
				2014 10 21	36	

			1			
			2			
			3			

			1			
			2			

				1	2014 10 21	
				2		



			3			
			1			
			2			

				2016 03 16		


2

□ √

✓

✓

✓

✓

✓

2015 12 11

1,500

25

2015 12 22

2016 2 1

	2016/2/1	232,130.74	-17,869.26

	65
	4

✓

---

2,100  
65

2016

√

√

√

√

√

√

**1**

√

**2**

√

**3**

$\sqrt{\quad}$

**4**

$\sqrt{\quad}$

**5**

2

□ √

4

□ √

1

1

2

		/
	—	—
	—	—
1.	—	—
2.	—	—
3.	—	—
4.	—	—
5.	—	—
6.	—	—
7.	—	—
8.	—	—
9.	—	—
	—	—

3

2

□ √

□ √

□ √



1

	63,000,000	100.00%	0	0	0	0	0	63,000,000	75.00%
1	0	0.00%	0	0	0	0	0	0	0.00%
2	0	0.00%	0	0	0	0	0	0	0.00%
3	63,000,000	100.00%	0	0	0	0	0	63,000,000	75.00%
	40,751,919	64.69%	0	0	0	0	0	40,751,919	48.51%
	22,248,081	35.31%	0	0	0	0	0	22,248,081	26.49%
4	0	0.00%	0	0	0	0	0	0	0.00%
	0	0.00%	0	0	0	0	0	0	0.00%
	0	0.00%	21,000,000	0	0	0	21,000,000	21,000,000	25.00%
1	0	0.00%	21,000,000	0	0	0	21,000,000	21,000,000	25.00%
2	0	0.00%	0	0	0	0	0	0	0.00%
3	0	0.00%	0	0	0	0	0	0	0.00%
4	0	0.00%	0	0	0	0	0	0	0.00%
	63,000,000	100.00%	21,000,000	0	0	0	21,000,000	84,000,000	100.00%

√

□

2016

[2016]2989

A 2100

2016 12 26

6300

8400

√ □

[2016]2989

15.28

A 2100

1

√ □

2017 1 4

2100

□

	2016 12 26	15.28	21,000,000	2017 01 06	21,000,000	

**2**

√ □

	[2016]2989			
		1.00	15.28	2,100
320,880,000.00				
30,372,000.00	290,508,000.00		21,000,000.00	

**3**

□ √

**1**

	41,509		8,445		0		0
			8		8		
		5%	10				
		48.51%	40,751,919		40,751,919		
		20.84%	17,506,523		17,506,523		

		4.63%	3,889,417		3,889,417			
		0.51%	430,000		430,000			
		0.50%	422,141		422,141			
		0.01%	4,800			4,800		
		0.00%	3,600			3,600		
		0.00%	3,000			3,000		
		0.00%	3,000			3,000		
		0.00%	3,000			3,000		
10								
3								
10								
						4,800		4,800
						3,600		3,600
						3,000		3,000

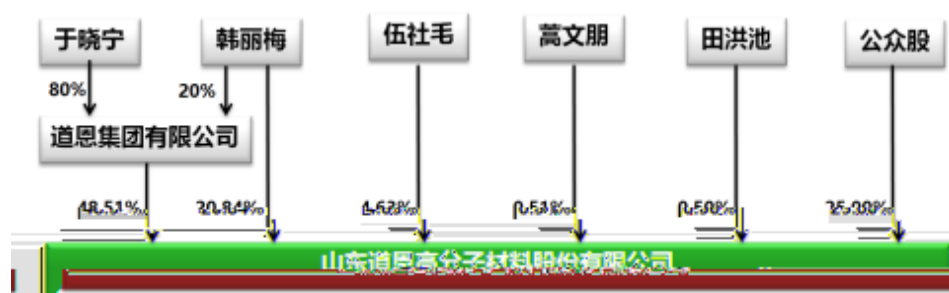
---

		3,000	3,000
		3,000	3,000
		3,000	3,000
		2,420	2,420
		2,400	2,400

3

10		

□ √



□ √

4 10%

□ √

**5**

□

□ √





				63	2013 12 20	2017 06 20	0	0	0	0	0
				43	2013 12 20	2017 06 20	0	0	0	0	0
	--	--	--	--	--	--	18,358,664	0	0	0	18,358,664

□ √

9

3

1

1967

1997

1997 2000

2000

2002 2010

2010 12

SAC/TC15/SC1

1972

1994 5 2010 6

2010

7 2012 12

“

”1 “

”1 “

”1

1976

2003 2010

2010 12

2014 7 15

TPV

TPV

“

TPV

”

2005  
30 8 7  
5 “ ” “ ” “  
” “ ” “ ‘ ’ ”  
1971 1991 1997  
1997 2010 12  
1963 1980  
1994 1994 2001 2001 2006  
2006 2008 2008 2010  
2010 12  
1962 1982 2003  
2003 2006 2006 2010  
2010 3 2013 12  
2  
1949 1976 2000  
2000 2007  
2007 2009  
2010 12  
1944 1982 2004

3

1971 1992 1995  
1996 1999 2000 2009  
2010 2011 2012 12  
1954 1975 1979  
1979 1994 1994 2003  
2003 2008 2010 12  
1974 1999 2002  
2002 2003 2003 2010 2010 12  
“ TPV ”  
TPV “ ”  
“ TPV ”

√ □

--	--	--	--	--	--

2000 04

26

√ □

			2009 04 13		
			2003 07 22		
			2004 10 10		
			2003 02 27		
			2010 09 09		
			2003 07 16		
			2010 09 09		
			2014 09 29		
			2004 08 12		
			2002 09 23		
			2011 12 23		
			2013 01 05		
			2003 07 22		
			2014 04 04		
			2016 03 02		
			2011 12 23		

2013 04 19

---


---




			45		21.74	
			41		19.75	
			54		11.71	
			55		11.23	
			68		5	
			73		5	
			50		5	
			46		0	
			63		5	
			43		11.91	
	--	--	--	--	96.34	--

□ √

## 1

	454
	95
	549
	556
	3
	304
	56
	101
	15
	73
	549



	11
	71
	107
	360
	549

2

“

3

4

□ √

3

9

3

4

3

1

□ √

□ √

**1**

--	--	--	--	--	--

□ √

**1**

□ √

**2**

	2017 04 25	
	<a href="http://www.cninfo.com.cn">http://www.cninfo.com.cn</a>	
		100.00%
		100.00%

	5%	2%	1%
			0.5%



	2017 04 24
	2017 011753

“ ”

2016 12 31

2016

1

2

2016 12 31

2016

1



2016 12 31

	330,215,260.97	32,263,574.13
	53,126,482.69	70,902,370.16
	218,503,072.88	145,761,624.65
	8,741,372.80	10,824,409.03
	1,290,207.31	460,641.37
	125,499,756.77	82,775,549.83
	9,092.89	18,005.67
	737,385,246.31	343,006,174.84
	10,000,000.00	10,000,000.00
	16,871,690.17	25,631,371.94
	6,269,970.08	12,745,065.98
	146,193,657.86	135,969,752.35
	27,435,845.00	1,973,029.81

	50,652,836.18	52,318,624.29
	4,540,906.42	3,138,785.97
	1,951,285.92	1,272,394.43
	8,451,441.81	6,978,715.71
	272,367,633.44	250,027,740.48

	187,005,162.68	145,379,795.81
	39,978,548.68	38,483,384.96
	39,978,548.68	38,483,384.96
	226,983,711.36	183,863,180.77

|

2

	328,048,855.11	28,181,113.08
	44,666,326.11	53,102,650.37
	176,757,453.73	111,783,971.58
	6,375,974.13	9,944,374.90
	1,092,323.63	386,432.75
	110,463,049.33	73,809,487.80
	667,403,982.04	277,208,030.48
	10,000,000.00	10,000,000.00
	51,621,690.17	60,131,371.94
	114,588,962.56	109,965,691.26
	27,325,467.64	1,973,029.81
	42,909,126.47	44,406,374.51
	4,540,906.42	3,138,785.97

---

	1,611,393.47	998,810.00
	7,613,059.27	6,978,715.71
	260,210,606.00	237,592,779.20
	927,614,588.04	514,800,809.68
	59,000,000.00	49,000,000.00

	39,978,548.68	38,483,384.96
	189,575,468.98	141,642,616.60
	84,000,000.00	63,000,000.00
	361,553,081.53	90,382,515.51
	29,248,603.75	21,977,567.75
	263,237,433.78	197,798,109.82
	738,039,119.06	373,158,193.08
	927,614,588.04	514,800,809.68

## 3

	799,684,968.59	626,230,798.97
	799,684,968.59	626,230,798.97
	701,493,695.50	551,768,068.77
	604,720,906.99	480,272,553.52
	4,299,987.95	2,686,271.82

	29,819,657.22	22,911,672.68
	53,930,563.62	39,297,003.40
	4,192,811.51	5,177,950.21
	4,529,768.21	1,422,617.14
“ ”		
“ ”	-8,759,681.77	-4,946,085.26
	-8,759,681.77	-4,946,085.26
“ ”		
“ ”	89,431,591.32	69,516,644.94
	5,668,643.62	4,897,944.14
	25,307.03	40,178.37
	70,462.48	6,674.63
	67,587.95	6,674.63
“ ”	95,029,772.46	74,407,914.45
	13,502,700.48	11,694,488.03
“ ”	81,527,071.98	62,713,426.42
	79,320,964.31	59,892,026.15
	2,206,107.67	2,821,400.27
1.		
2.		
1.		
2.		

3.		
4.		
5.		
6.		
	81,527,071.98	62,713,426.42
	79,320,964.31	59,892,026.15
	2,206,107.67	2,821,400.27
	1.260	0.950
	1.260	0.950
	0.00	0.00

## 4

	670,924,236.52	507,559,867.63
	502,069,235.77	389,184,460.04
	3,357,029.62	1,814,040.66
	26,388,003.91	19,707,293.67
	43,789,077.45	30,609,311.06
	2,861,937.72	3,118,492.32
	4,083,889.81	1,021,660.75
“ ”		
“ ”	-8,759,681.77	-4,946,085.26
	-8,759,681.77	-4,946,085.26



“ ”	79,615,380.47	57,158,523.87
	5,363,814.69	4,417,324.14
	25,283.64	40,178.37
	6,076.91	524.50
	5,202.38	524.50
“ ”	84,973,118.25	61,575,323.51
	12,262,758.29	9,999,056.99
“ ”	72,710,359.96	51,576,266.52
1.		
2.		
1.		
2.		
3.		
4.		
5.		
6.		
	72,710,359.96	51,576,266.52

---

	877,296,918.87	680,824,573.73

	138,280.72	161,120.00
	6,571,400.00	4,405,000.00
	6,709,680.72	4,566,120.00
	49,820,435.45	31,070,621.03
		10,000,000.00
		3,790,000.00
	49,820,435.45	44,860,621.03
	-43,110,754.73	-40,294,501.03
	300,880,000.00	
	84,000,000.00	79,000,000.00
	384,880,000.00	79,000,000.00
	79,000,000.00	130,000,000.00
	4,030,395.37	5,031,195.43
	4,003,773.61	400,000.00
	87,034,168.98	135,431,195.43
	297,845,831.02	-56,431,195.43
	96,318.07	135,308.33
	299,500,150.75	-51,069,825.00
	29,684,324.23	80,754,149.23
	329,184,474.98	29,684,324.23

6

	726,179,217.34	551,819,101.30
	469,834.50	2,304,333.84
	726,649,051.84	554,123,435.14
	585,793,534.96	441,116,670.37
	28,851,315.90	24,224,176.21
	34,702,849.25	23,704,690.74
	39,504,780.74	26,403,156.07
	688,852,480.85	515,448,693.39
	37,796,570.99	38,674,741.75
	135,930.29	161,120.00
	6,571,400.00	4,405,000.00
	6,707,330.29	4,566,120.00
	46,995,658.55	30,005,446.65
		10,000,000.00
	250,000.00	
		3,790,000.00
	47,245,658.55	43,795,446.65
	-40,538,328.26	-39,229,326.65

	359,880,000.00	49,000,000.00
	49,000,000.00	100,000,000.00
	2,743,875.48	2,909,002.76
	4,003,773.61	400,000.00
	55,747,649.09	103,309,002.76
	304,132,350.91	-54,309,002.76
	25,612.30	195,629.01
	301,416,205.94	-54,667,958.65
	25,601,863.18	80,269,821.83
	327,018,069.12	25,601,863.18

7

	63,000,000.00				90,382,515.51				21,977,567.75		216,240,029.33	17,570,621.96	409,170,734.55

	21,000				271,170				7,271,0		71,975,	2,181,3	373,598
“ ”	,000.0				,566.02				36.00		525.19	06.63	,433.84
	0												
											79,320,	2,206,1	81,527,
											964.31	07.67	071.98
	21,000				271,170								292,170
	,000.0				,566.02								,566.02
	0												
1	21,000				271,170								292,170
	,000.0				,566.02								,566.02
	0												
2													
3													
4													

											-74,403.12	-24,801.04	-99,204.16
	84,000,000.00				361,553,081.53				29,248,603.75		288,215,554.52	19,751,928.59	782,769,168.39

	63,000,000.00				90,382,515.51				16,819,941.10		161,598,491.73	14,780,175.65	346,581,123.99
	63,000,000.00				90,382,515.51				16,819,941.10		161,598,491.73	14,780,175.65	346,581,123.99
“ ”									5,157,626.65		54,641,537.60	2,790,446.31	62,589,610.56
											59,892,026.15	2,821,400.27	62,713,426.42
1													
2													
3													





	63,000,000.00				90,382,515.51				21,977,567.75	197,798,109.82	373,158,193.08
“ ”	21,000,000.00				271,170,566.02				7,271,036.00	65,439,323.96	364,880,925.98
										72,710,359.96	72,710,359.96
	21,000,000.00				271,170,566.02						292,170,566.02
1	21,000,000.00				271,170,566.02						292,170,566.02
2											
3											
4											
									7,271,036.00	-7,271,036.00	
1									7,271,036.00	-7,271,036.00	
2											
3											
1											
2											
3											
4											

1											
2											
	84,000,0 00.00				361,553,0 81.53				29,248,60 3.75	263,237 ,433.78	738,039,1 19.06

	63,000,0 00.00				90,382,51 5.51				16,819,94 1.10	151,379 ,469.95	321,581,9 26.56
	63,000,0 00.00				90,382,51 5.51				16,819,94 1.10	151,379 ,469.95	321,581,9 26.56
“ ”									5,157,626 .65	46,418, 639.87	51,576,26 6.52
										51,576, 266.52	51,576,26 6.52
1											
2											
3											

2

2009 10				5.46%	
2009 11 18					
2010 8				15,870,000.00	
	13,870,000.00		1,601,040.00		398,960.00
	53,870,000.00		61.72%	30.71%	6.83%
		2010 8 28		2010 176	0.74%
2010 11 22			2010 9 30		
	2010 12 8			2010 9 30	
	111,382,515.51	1.9541 1		57,000,000.00	
54,382,515.51				2010 12 10	2010
7-004					
2012 12	2012			6,000,000.00	
	5,570,000.00		430,000.00		63,000,000.00
		2012 12 25	2012	7-016	
2016 12 02		[2016]2989		2016 12 30	
	21,000,000	1	15.28		320,880,000.00
					30,372,000.00
	290,508,000.00		2016 12 30		
84,000,000.00			2016 12 30		2016 010160

“ ” “ ”

2017 4 24

2

2016 2

1

—

2

12

1

2

1 1 12 31

3

4

5

1

“ ”

2

a

22 —

b

“ ”

**6**

1

2016 12 31

2

3

”

“

“

”

4

5

6

**7**

1

“ ”

2

8 —

8 —

**8**

**9**

1

2

“ ”



**10**

1

2

a

b

c

d

a

b

c

d

a

c

a

b

c

d

e

f

g

h

i

c

a

b

35%

3

a

b

4

5

( )

6

11

1

	200	5%

2


√ □

1 1	5.00%	5.00%
1 2	10.00%	10.00%
2 3	20.00%	20.00%
3 4	50.00%	50.00%
4 5	50.00%	50.00%
5	100.00%	100.00%

□ √

□ √

3

--	--

---

--	--

**12**

1

2

3

4

5

6

**13**

**14**

1

a

b

a

b

c

d

a

b

c

7 -

d

12 --

2

22 —

3

4

“ ”

**15**

16

1

2

		20	5	4.75
		10	5	9.50
		5	5	19.00
		5	5	19.00

3

17

1

2

3

“ ”

18

1



3

2

**19**

**20**

**21**

**1**

2

22

1

2

3

4

5

6

7

8 —

-

23

24

1

2

3

4

26

1

2

3

4

27

28

1

2

a

b

3

29

1

2

30

/

1

2

31

1

2

32

33

1

□ √

2

□ √

34

1

		17%
		7.00%
		15.00% 25.00%
		5%
		3.00%
		2.00%
		1.00%

	15%
	15%
	25%

2

2014 10 31

2014

2014 -2016 15%

2013 12 12

2013 -2018 15%

2013

2016

**3****1**

	34,840.35	102,214.28
	329,149,634.63	29,582,109.95
	1,030,785.99	2,579,249.90
	330,215,260.97	32,263,574.13
	0.00	0.00

**2**

--	--	--

**3**

□ √

**4****1**

	50,523,158.78	70,553,961.02
	2,603,323.91	348,409.14
	53,126,482.69	70,902,370.16



2

--	--

3

	227,222,952.24	
	2,122,604.22	
	229,345,556.46	

4

--	--

5

1

	231,435,546.07	100.00%	12,932,473.19	5.59%	218,503,072.88	154,214,740.27	100.00%	8,453,115.62	5.48%	145,761,624.65
	231,435,546.07	100.00%	12,932,473.19	5.59%	218,503,072.88	154,214,740.27	100.00%	8,453,115.62	5.48%	145,761,624.65

□ √

√ □

1				
1		219,569,100.98	10,978,455.05	5.00%
1		219,569,100.98	10,978,455.05	5.00%
1	2	6,261,492.40		

5

6

6

1

1	8,700,832.80	99.54%	7,131,855.40	65.89%
1 2	37,050.00	0.42%	3,397,892.38	31.39%
2 3	2,700.00	0.03%	290,261.25	2.68%
3	790.00	0.01%	4,400.00	0.04%
	8,741,372.80	--	10,824,409.03	--

1

2

4,328,164.05

49.51%

7

1

--	--	--

2

--	--	--	--	--

8

1

( )		
-----	--	--

2

1

( )				
-----	--	--	--	--

9

1

	1,370,131.91	100.00%	79,924.60	5.83%	1,290,207.31	490,155.33	100.00%	29,513.96	6.02%	460,641.37
	1,370,131.91	100.00%	79,924.60	5.83%	1,290,207.31	490,155.33	100.00%	29,513.96	6.02%	460,641.37

√

√

1			
1	1,333,771.91	66,688.60	5.00%
1	1,333,771.91		5.00%
1			

---

	489,841.52	268,353.15

10

1

	63,829,322.67		63,829,322.67	37,023,869.96		37,023,869.96
	48,611,380.51		48,611,380.51	35,500,248.90		35,500,248.90
	13,059,053.59		13,059,053.59	10,251,430.97		10,251,430.97
	125,499,756.77		125,499,756.77	82,775,549.83		82,775,549.83

4 —

2



3

4



11

**12**

--	--	--

**13**

		14,820.87



	10,000,000 .00			10,000,000 .00					10.00%	
	10,000,000 .00			10,000,000 .00					--	

4

--	--	--	--	--	--	--	--	--	--	--

5

--	--	--	--	--	--	--	--	--	--	--

15

1


2

--	--	--	--	--	--	--	--	--	--	--

3

16

1


2

3

17

	25,631,37			-8,759,68					16,871,69	
	1.94			1.77					0.17	
	25,631,37			-8,759,68					16,871,69	
	1.94			1.77					0.17	
	25,631,37			-8,759,68					16,871,69	
	1.94			1.77					0.17	

18

1

√ □

1.	16,712,018.33			16,712,018.33
2.				
1				
2 \				
3				
3.	8,370,995.71			8,370,995.71
1				
2	8,370,995.71			8,370,995.71
4.	8,341,022.62			8,341,022.62
1.				

3				
1				
2				
4.				
1.	6,269,970.08			6,269,970.08
2.	12,745,065.98			12,745,065.98

2

□ √

3

--	--	--

19

1

1.	80,053,329.97	98,250,684.81
2.	9,525,863.30	15,601,878.70
1		15,591,067.58
2	1,154,867.59	10,811.12
3		
3.		1,736,703.99
1		1,736,703.99
4.	89,579,193.27	112,115,859.52

1.	13,939,436.95	35,423,910.91
2.	6,551,001.46	7,920,343.67
1	3,914,982.27	7,920,343.67
3.		1,622,357.00
1		1,622,357.00
4.	20,490,438.41	41,721,897.58
1.		
2.		
1		
3.		
1		
4.		
1.	69,088,754.86	70,393,961.94
2.	66,113,893.02	62,826,773.90

2

--	--	--	--	--	--

3

--	--	--	--	--

4

--	--

5

--	--	--

20

1

TPV	1,530,495.51		1,530,495.51	1,496,495.51		1,496,495.51
	0.00		0.00	10,811.12		10,811.12
	19,762,765.23		19,762,765.23	104,339.62		104,339.62
	6,032,206.90		6,032,206.90	361,383.56		361,383.56
3000	110,377.36		110,377.36	0.00		0.00
	27,435,845.00		27,435,845.00	1,973,029.81		1,973,029.81

2

--	--	--	--	--	--	--	--	--	--	--	--	--

185,330,  
000.00  
TPV

	90,000,000.00	104,339.62	19,658,425.61			19,762,765.23	21.96%	21.96%				
	32,000,000.00	361,383.56	5,670,823.34			6,032,206.90	18.85%	18.85%				
	307,330,000.00	1,962,218.69	25,363,248.95			27,325,467.64	--	--				--

3

--	--	--	--	--	--	--	--	--	--	--	--	--

21

--	--	--	--	--	--	--	--	--	--	--	--	--

22

--	--	--	--	--	--	--	--	--	--	--	--	--

23

1

□ √





4.	7,125,675.84	3,250,000.00	955,798.61		11,331,474.45
1.					
2.					
1					
3.					
1					
4.					
1.	48,590,323.36		2,062,512.82		50,652,836.18
2.	49,652,449.19		2,666,175.10		52,318,624.29

4.07%

2

--	--	--

26

	3,138,785.97	1,402,120.45					4,540,906.42
	3,138,785.97	1,402,120.45					4,540,906.42

			CFDA

---

--	--	--

--	--	--

--	--	--

--	--	--	--

2


3

		1,951,285.92		1,272,394.43

4

		3,825.00	0.00
		14,044.26	0.00
		17,869.26	0.00

5

2021	14,044.26	0.00	
	14,044.26	0.00	--

31

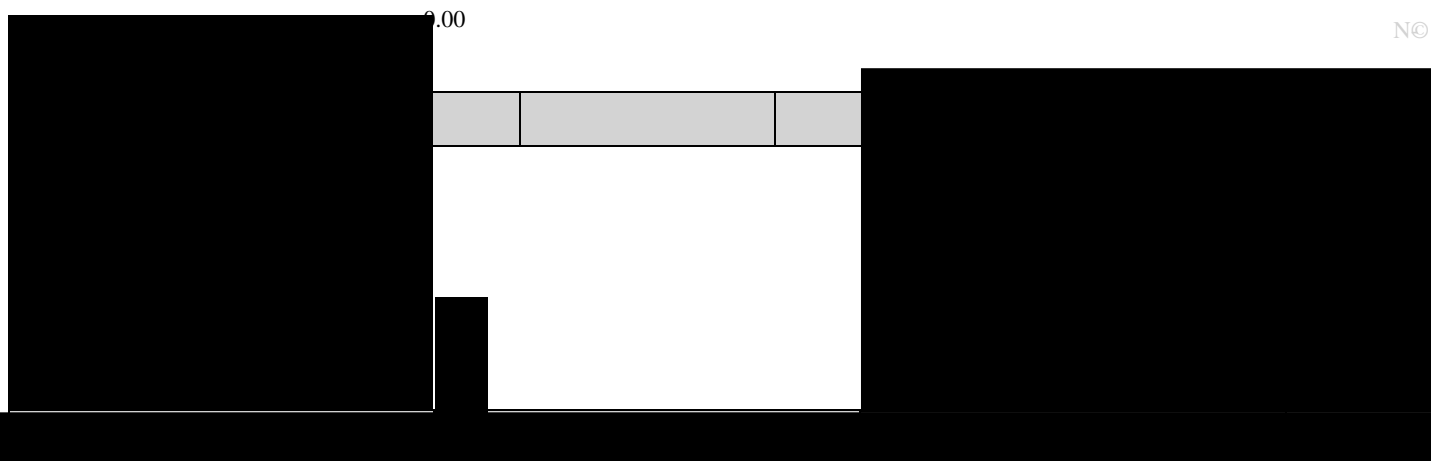
1

|

	74,000,000.00	79,000,000.00
	10,000,000.00	
	84,000,000.00	79,000,000.00


|\_\_\_\_\_

2



33

□ √



0.00

35

1

	67,244,884.78	37,900,493.16
	4,059,819.68	7,914,950.54
	3,901,437.15	1,945,159.02
	4,705,660.37	
	1,291,167.67	996,924.29
	81,202,969.65	48,757,527.01

2

1

--	--	--

36

1

1	1	6,404,779.27	2,721,291.18	
1	2	2	79,953.08	28,111.59
2	3	3	14,601.11	12,508.40
3			48,904.60	46,896.19
			6,548,238.06	2,808,807.36

2

1

--	--	--

3

--	--	--	--	--

37

1

	4,858,095.07	33,518,281.09	32,574,041.89	5,802,334.27
-		3,192,250.61	3,192,250.61	
	4,858,095.07	36,710,531.70	35,766,292.50	5,802,334.27

2

1	2,622,931.82	30,891,665.43	29,972,316.01	3,542,281.24
2		271,407.10	271,407.10	
3		1,701,318.43	1,701,318.43	
		1,427,722.05	1,427,722.05	
		96,659.11	96,659.11	
		176,937.27	176,937.27	
4		551,008.00	551,008.00	
5	1,135,393.05	3,677.97	77,992.35	1,061,078.67
8	1,099,770.20	99,204.16		1,198,974.36
	4,858,095.07	33,518,281.09	32,574,041.89	5,802,334.27

3

--	--	--	--	--

1		3,024,237.42	3,024,237.42	
2		168,013.19	168,013.19	
		3,192,250.61	3,192,250.61	

38

		4,914,936.48	3,240,135.25
		916,077.90	3,238,78.046

1

41

1

		1,600,000.00
	600,000.00	
	1,040,000.00	
	261,069.33	231,427.10
	186,695.24	137,844.06
	341,728.74	138,868.95
	2,429,493.31	2,108,140.11

2

1

--	--	--

42

--	--	--

43

--	--	--



44



45

1



46

1



2

3

4


47

1

--	--	--

48

1

--	--	--

2

--	--	--

--	--	--

--	--	--



5						
TPV	791,666.67		100,000.00		691,666.67	
6						
	1,968,666.66		233,000.00		1,735,666.66	
7 2						
	619,500.00		90,000.00		529,500.00	
8 "8515"						
	1,363,783.33		156,700.00		1,207,083.33	
9						
	610,833.33		85,000.00		525,833.33	
10 2						
	230,000.00		40,000.00		190,000.00	
11						
	147,500.00		30,000.00		117,500.00	
12 500 /						
	118,333.33		25,000.00		93,333.33	
13						
IIR/PP TPV	135,000.00		20,000.00		115,000.00	
14						
	148,333.32		20,000.00		128,333.32	

16 5000T	333,483.33		37,400.00		296,083.33	
17	7,489,437.37		800,000.00		6,689,437.37	
18	490,416.67		55,000.00		435,416.67	

52

--	--	--

53

		+ —					
	63,000,000.00	21,000,000.00				21,000,000.00	84,000,000.00

	2016 12 02		[2016]2989		2016 12 30
	21,000,000	1	15.28		320,880,000.00
					30,372,000.00
		290,508,000.00		2016 12 30	
84,000,000.00				2016 12 30	2016 010160

54

1

2


55

	90,382,515.51	271,170,566.02		361,553,081.53
	90,382,515.51	271,170,566.02		361,553,081.53

53.

56

--	--	--	--	--

57


58

--	--	--	--	--

59

	21,977,567.75	7,271,036.00		29,248,603.75
	21,977,567.75	7,271,036.00		29,248,603.75

10%

## 60

	216,240,029.33	161,598,491.73
	216,240,029.33	161,598,491.73
	79,320,964.31	59,892,026.15
	7,271,036.00	5,157,626.65
	74,403.12	92,861.90
	288,215,554.52	216,240,029.33

- 1) 0.00
- 2) 0.00
- 3) 0.00
- 4) 0.00
- 5) 0.00

## 61

	793,269,097.19	599,709,069.11	618,380,997.69	475,067,647.88
	6,415,871.40	5,011,837.88	7,849,801.28	5,204,905.64
	799,684,968.59	604,720,906.99	626,230,798.97	480,272,553.52

## 62

	1,521,368.81	1,257,046.57
	696,620.48	538,734.24
	824,480.15	248,298.86
	142,373.33	
	7,345.20	
	352,240.41	



---

	58,437.41	103,457.86
	464,396.51	359,156.16
	232,725.65	179,578.13
	4,299,987.95	2,686,271.82

65

	4,030,395.37	4,775,077.75
	214,002.84	150,648.72
	3,816,392.53	4,624,429.03
	459.05	135,308.33
	182,399.95	162,095.17
	193,559.98	256,117.68
	4,192,811.51	5,177,950.21

66

	4,529,768.21	1,422,617.14
	4,529,768.21	1,422,617.14

67

--	--	--

68

	-8,759,681.77	-4,946,085.26
	-8,759,681.77	-4,946,085.26

69

	25,307.03	40,178.37	
	25,307.03	40,178.37	25,307.03
	5,596,522.60	4,805,226.72	5,596,522.60
	46,813.99	52,539.05	46,813.99
	5,668,643.62	4,897,944.14	5,668,643.62

								/
						255,400.00		
						106,000.00		
						23,080.00		
						81,300.00		
						54,506.32		

3						760,000.00	760,000.00	
						930,000.00	905,000.00	
1 /						256,000.00	256,000.00	
						200,000.00	200,000.00	
TPV						100,000.00	100,000.00	
						233,000.00	190,083.34	
2						90,000.00	90,000.00	

"8515"						156,700.00	147,700.00	
						85,000.00	85,000.00	
2						40,000.00	40,000.00	
						30,000.00	30,000.00	
500 /						25,000.00	25,000.00	
IIR/PP TPV						20,000.00	20,000.00	
						20,000.00	20,000.00	

						820,000.00	603,169.75	
5000T						37,400.00	37,400.00	
						800,000.00	510,562.63	
						55,000.00	55,000.00	
2.1						100,000.00	100,000.00	
TPV								
30000 /						103,333.33	0.00	
						25,129.62	0.00	
CTI						33,333.33	0.00	

PBT								
						116,666.67	0.00	
						17,500.00	0.00	
						13,333.33	0.00	
						8,840.00	0.00	
	--	--	--	--	--	5,596,522.60	4,174,915.72	--

70

	67,587.95	6,674.63	
	67,587.95	6,674.63	67,587.95

	1,000.00		1,000.00
	1,874.53		1,874.53
	70,462.48	6,674.63	70,462.48

71

1

	14,181,591.97	11,907,880.59
	-678,891.49	-213,392.56
	13,502,700.48	11,694,488.03



73

1

	1,040,000.00	
	520,286.32	630,311.00
	214,002.84	150,648.72
	307,153.58	192,841.83
	2,081,442.74	973,801.55

2

	26,750,045.42	20,361,471.77
	19,722,285.56	9,072,090.73
	2,302,815.12	905,849.79
	48,775,146.10	30,339,412.29

3

	6,571,400.00	

		3,790,000.00
		3,790,000.00

5

--	--	--

6

	4,003,773.61	400,000.00
	4,003,773.61	400,000.00

74

1

1	--	--
	81,527,071.98	62,713,426.42
	4,529,768.21	1,422,617.14
	15,001,493.76	13,900,496.04
	1,665,788.11	1,414,262.16
“ ”	42,280.92	-33,503.74
“ ”	4,030,395.37	5,031,195.43
“ ”	8,759,681.77	4,946,085.26
“ ”	-678,891.49	-213,392.56

“ ”	-42,724,206.94	-5,842,013.23
“ ”	-57,135,464.21	-52,286,948.29
“ ”	29,650,838.91	14,468,338.50
	44,668,756.39	45,520,563.13
2	--	--
3	--	--
	329,184,474.98	29,684,324.23
	29,684,324.23	80,754,149.23
	299,500,150.75	-51,069,825.00

2

	--
	--
	--

3

	--
	--
	--

4

	329,184,474.98	29,684,324.23

	34,840.35	102,214.28
	329,149,634.63	29,582,109.95
	329,184,474.98	29,684,324.23

## 75

“ ”

## 76

	1,030,785.99	
	48,599,634.83	1 2
	48,590,323.36	1 2
	98,220,744.18	--

1 2016 6 28

25,000,000.00

1-4

2 2016 6 23

49,000,000.00

1-8

## 77

## 1

	--	--	5,094,171.36
	681,095.51	6.9370	4,724,759.57
	50,557.26	7.3068	369,411.79
	--	--	1,249,466.84
	180,116.31	6.9370	1,249,466.84

			556,069.92
	80,160.00	6.9370	556,069.92

2

□ √

78

79

1

1

--	--	--	--	--	--	--	--	--

2

--	--

3


4

√

5

6

2

1

--	--	--	--	--	--	--	--	--

2

--	--

3


3

4

 √

 √

5

2015 12 11

1,500

25

2015 12 22

2016 2 1

	2016/2/1	232,130.74	-17,869.26

6

**1****1**




	72,692,1	46,814,1	119,506,	40,431,0		40,431,0	69,431,0	46,963,6	116,394,	46,044,6		46,044,6
	46.64	15.61	262.25	17.56		17.56	18.59	41.87	660.46	42.31		42.31

3

1

				50.00%		

20%

20%

2

	/	/
	88,534,148.30	99,126,827.56
	12,865,735.72	32,341,366.62
	84,665,314.84	86,474,196.50
	173,199,463.14	185,601,024.06
	136,383,291.27	124,793,488.66
	3,051,000.00	9,523,000.00
	139,434,291.27	134,316,488.66
	33,765,171.87	51,284,535.40
	16,871,690.17	25,631,371.94
	16,871,690.17	25,631,371.94
	113,469,459.05	104,333,436.86
	7,981,540.72	5,814,068.64
	-17,519,363.53	-9,892,170.53
	-17,519,363.53	-9,892,170.53

3

	/	/

4

	/	/
	--	--
	--	--
	--	--
	--	--

5

6

--	--	--	--

7

8

4

				/	

5

6

1.

3

24.70%

0.00%

A

3W86 0.74 ref549.12 700.48 0A5B417 701.5 66192 66466.26 663.28 82.86 67.2 reW8 0A5B417 701.5 6619

	1	1-3	3	1	1-5	5	5
	1	3		1			

	416,473.98	39,362,010.60	8,979,042.43			48,757,527.01
	1,617,234.36	423,774.94	67,130.81			2,108,140.11
	2,033,708.34	39,785,785.54	88,521,173.24			130,340,667.12

1.

A

( )

4%	-141,272.86	-141,272.86	9,497.98	9,497.98
4%	141,272.86	141,272.86	-9,497.98	-9,497.98
4%	-12,560.00	-12,560.00	-55,788.16	-55,788.16
4%	12,560.00	12,560.00	55,788.16	55,788.16

1

2

B

C

1

	--	--	

2

3

4

5

6

7

8

9

1

			1.06	48.51%	48.51%

2

1

3

3


4

--	--

5

1

/

					686,220.44

/

			814,504.27

2

/

/

/



---

/	/	/	/	/	/	/
---	---	---	---	---	---	---

/

/

/	/	/	/
---	---	---	---


6

--	--	--	--

7

	963,399.20	907,120.32

8

6

1


2

--	--	--	--

7

8

**1**

√

**2**

√

**3**

√

**4**

**5**

**1**

**2**

**1**

**2**

**3**

1

--	--	--	--

2

			21,000,000.00
--	--	--	---------------

3

4

1

1

--	--	--	--

2

--	--	--

2

3

1

2

4

5

EXAMPLE



	670,924,236.52	130,283,941.33	-1,523,209.26	799,684,968.59
	670,060,564.78	129,624,403.81		799,684,968.59
	863,671.74	659,537.52	-1,523,209.26	
	-8,759,681.77			-8,759,681.77
	4,087,714.81	453,995.25	-11,941.85	4,529,768.21
	26,388,003.91	3,431,653.31		29,819,657.22
	84,955,248.99	10,062,581.62	11,941.85	95,029,772.46
	928,636,858.78	119,506,262.25	-38,390,241.28	1,009,752,879.75
	190,615,608.98	40,431,017.56	-4,062,915.18	226,983,711.36

3

4

7

8

1

1

	187,442, 586.15	100.00%	10,685.1 32.42	5.70%	176,757.4 53.73	118,422 ,366.34	100.00%	6,638,394 .76	5.61%	111,783.97 1.58

	187,442, 586.15	100.00%	10,685.1 32.42	5.70%	176,757.4 53.73	118,422 ,366.34	100.00%	6,638,394 .76	5.61%	111,783.97 1.58

□ √

√ □

1			
1	175,954,231.52	8,797,711.58	5.00%
1	175,954,231.52	8,797,711.58	5.00%
1 2	6,007,943.98	600,794.40	10.00%
2 3	4,845,262.96	969,052.59	20.00%
3 4	635,147.69	317,573.85	50.00%
	187,442,586.15	10,685,132.42	5.70%

□ √

2

4,046,737.66

0.00

--	--	--

3

--	--

--	--	--	--	--	--

4

46,225,674.81

24.66%

2,311,283.74

5

6

2

1

	1,149,814.35	100.00%	57,490.72	5.00%	1,092,323.63	406,771.32	100.00%	20,338.57	5.00%	386,432.75
	1,149,814.35	100.00%	57,490.72	5.00%	1,092,323.63	406,771.32	100.00%	20,338.57	5.00%	386,432.75

√

√

--	--	--	--



1			
1	1,149,814.35	57,490.72	5.00%
1	1,149,814.35	57,490.72	5.00%
	1,149,814.35	57,490.72	5.00%

√

√

**2**

37,152.15

0.00

--	--	--

**3**

--	--

--	--	--	--	--	--

**4**

--	--	--

343,023.96

186,439.14

	1,149,814.35	406,771.32
--	--------------	------------

5

		234,622.09	1	20.41%	11,731.10
		221,133.45	1	19.23%	11,056.67
		80,000.00	1	6.96%	4,000.00
		62,549.00	1	5.44%	3,127.45

	16,871,690.17		16,871,690.17	25,631,371.94		25,631,371.94
	51,621,690.17		51,621,690.17	60,131,371.94		60,131,371.94

1

	34,500,000.00			34,500,000.00		
		250,000.00		250,000.00		
	34,500,000.00	250,000.00		34,750,000.00		

2

	25,631,371.94			-8,759,681.77						16,871,690.17	
	25,631,371.94			-8,759,681.77						16,871,690.17	
	25,631,371.94			-8,759,681.77						16,871,690.17	

3

4

	669,203,072.33	501,300,689.51	505,691,843.91	388,542,713.42
	1,721,164.19	768,546.26	1,868,023.72	641,746.62
	670,924,236.52	502,069,235.77	507,559,867.63	389,184,460.04

5

	-8,759,681.77	-4,946,085.26
	-8,759,681.77	-4,946,085.26

6

1

√ □

	-42,280.92	
	5,596,522.60	
	43,939.46	
	839,727.17	
	51,094.21	
	4,707,359.76	--

1 —

1 —

□ √

2

		/	/
	18.39%	1.260	1.260
	17.30%	1.180	1.180

3

1

□ √

2

□ √

3

4

2016

2017 4 24