

2017

2018 03

) (

10 1.60 12600
10 10 0

..... 5

..... 9

..... 12

..... 28

..... 62

..... 69

..... 69

..... 70

..... 81

..... 87

..... 88

..... 197

		50%
		10%
		2017 1 1 -2017 12 31

			002838
	Shandong Dawn Polymer Co.,Ltd.		
	Dawn		
	265700		
	265700		
	www.dawnprene.com		
	wang.youqing@chinadawn.cn		

	0535-8866557	0535-8866557
	0535-8831026	0535-8831026
	wang.youqing@chinadawn.cn	yh@chinadawn.cn

	www.cninfo.com.cn

	913706007456581228

	169

	19		2017 1 6 -2019 12 31

	2017	2016		2015
	934,085,267.69	799,684,968.59	16.81%	626,230,798.97
	93,797,768.07	79,320,964.31	18.25%	59,892,026.15
	82,823,988.68	74,613,604.55	11.00%	55,835,271.92
	33,593,128.34	44,668,756.39	-24.80%	45,520,563.13
/	0.74	0.84	-11.90%	0.950
/	0.74	0.84	-11.90%	0.950
	11.73%	18.39%	-6.66%	16.56%
	2017	2016		2015
	990,600,163.39	1,009,752,879.75	-1.90%	593,033,915.32

	842,507,992.17	763,017,239.80	10.42%	391,600,112.59
--	----------------	----------------	--------	----------------

1

2

	200,735,691.84	248,885,589.53	204,131,580.34	280,332,405.98
	22,137,075.36	24,823,334.18	19,230,966.06	27,606,392.47
	20,548,286.79	23,330,852.44	18,991,310.37	19,953,539.08
	-21,341,159.30	4,963,968.16	16,776,886.62	33,193,432.86

	2017	2016	2015	
	-169,974.35	-42,280.92	33,503.74	

	57,566.68	43,939.46	52,539.05	
	1,971,297.55	839,727.17	733,690.43	
	193,386.73	51,094.21	100,824.85	
	10,973,779.39	4,707,359.76	4,056,754.23	--

1

1

1

	2017	5	23	2016		2016
	84,000,000.00				10	5
	42,000,000.00					
					TPV	

2

2008

-

TPV

TPV

2010

2015

TPV

-

TPV

TPV

NSF

TPV

17

9

973

TPV

TPV

TPV

TPV

2006

2017					
			, PP		
TVP					
		934,085,267.69	16.81%		93,797,768.07
18.25%	2017		990,600,163.39	1.90%	
842,507,992.17		10.42%			
2017 1 6		A			
			[2016]2989		2,100
1.00		15.28		292,170,566.02	
	TPV				
				4	
		51	21	30	2017 11 19
					TPV
TPV					

IATF 16949:2015

2017

2017

25%

100%

2017

TPV

TPIIR

1

2

1

	2017		2016		
	934,085,267.69	100%	799,684,968.59	100%	16.81%

	934,085,267.69	100.00%	799,684,968.59	100.00%	16.81%
	491,616,623.88	52.63%	408,083,324.98	51.03%	20.47%
	283,332,648.98	30.33%	260,620,212.31	32.59%	8.71%
	153,016,673.74	16.38%	124,565,559.90	15.58%	22.84%
	6,119,321.09	0.66%	6,415,871.40	0.80%	-4.62%
	912,748,712.08	97.72%	781,090,742.26	97.67%	16.86%
	21,336,555.61	2.28%	18,594,226.33	2.33%	14.75%

2

10%

	934,085,267.69	742,138,887.54	20.55%	16.81%	22.72%	-3.83%
	491,616,623.88	423,841,456.35	13.79%	20.47%	28.30%	-5.26%
	283,332,648.98	187,166,317.36	33.94%	8.71%	9.80%	-0.65%
	153,016,673.74	126,884,531.80	17.08%	22.84%	28.29%	-3.52%
	912,748,712.08	722,304,330.32	20.86%	16.86%	22.51%	-3.66%

1

3

			2017	2016	
			50,492.85	43,457.85	16.19%
			53,667.29	48,575.55	10.48%
			6,159.76	4,226.98	45.72%

			12,973.56	11,966.75	8.41%
			13,736.82	13,082.54	5.00%
			1,436.08	1,359.28	5.65%
			13,009.48	12,267.39	6.05%
			13,223.32	12,473.44	6.01%
			618.14	643.82	-3.99%

30%

1.

4

5

		2017		2016		
		686,319,249.34	93.01%	555,663,697.20	92.66%	23.51%
		17,851,745.42	2.42%	15,084,042.47	2.52%	18.35%
		18,295,159.73	2.48%	15,796,471.63	2.63%	15.82%
		13,879,066.36	1.88%	11,759,244.78	1.96%	18.03%
		1,547,084.65	0.21%	1,405,613.03	0.23%	10.06%

7

8

	176,249,281.42
	18.87%

3

	2017	2016		
	32,225,933.19	29,819,657.22	8.07%	
	48,660,760.24	53,930,563.62	-9.77%	
	1,727,537.07	4,192,811.51	-58.80%	

4

2017 12

31

21

30

□dT69DCP;B1' & IB

5

	2017	2016	
	434,240,513.26	879,378,361.61	-50.62%
	400,647,384.92	834,709,605.22	-52.00%
	33,593,128.34	44,668,756.39	-24.80%
	7,784,892.48	6,709,680.72	16.02%
	88,201,026.08	49,820,435.45	77.04%
	-80,416,133.60	-43,110,754.73	86.53%
		384,880,000.00	-100.00%
	126,167,018.70	87,034,168.98	44.96%
	-126,167,018.70	297,845,831.02	-142.36%
	-172,498,343.11	299,500,150.75	-157.60%

2017

2016

142.36%

8400

2017

2016

	-3,482,927.31	-3.15%		
	-5,520.00			
	1,417,464.74	1.28%		
	5,376,679.94	4.86%		
	11,869.83	0.01%		

--	--	--	--	--	--	--	--	--	--	--	--	--	--	--	--

15,000,
000.00

25.00%

- -

2,870, 2,870,00
000.00 0.00

2017
06 15

2016		29,050.8	18,248.12	18,248.12	0	0	0.00%	1,469.46		0
	--	29,050.8	18,248.12	18,248.12	0	0	0.00%	1,469.46	--	0
2016 12 15										
2017 3 1										
								10,000.00		2017
12 31					9,500.00					

2

	()	(1)	(2)	(3) (2)/(1)						
TPV		14,550.8	14,550.8	7,616.28	7,616.28	52.34%		0		
		7,300	7,300	6,543.42	6,543.42	89.64%		0		
(TPIIR)		5,000	5,000	2,598.37	2,598.37	51.97%		0		
		2,200	2,200	1,490.05	1,490.05	67.73%		0		
	--	29,050.8	29,050.8	18,248.12	18,248.12	--	--	0	--	--
	--	29,050.8	29,050.8	18,248.12	18,248.12	--	--	0	--	--

	2017 3 1		
	129,732,600.00		2017
	3 1	2017 010143	
		2017 12 31	
	9,500.00		

3

1

2

10%



200

125,631,745. 89,436,973.1 158,085,013.

83

2

96

IT

2013-2017

2014-2020

4.6% 2015

1,500

15%

12%

16%

10%

10%

40%

3

6%

20%

7-9%

TechSci Research

2020

(China Masterbatch Market Forecast & Opportunities, 2020)

2015 -2020

12%

TechSci Research

1

2

TPV

3

4

5

1

TPV

2

PP ABS PA EPDM

3

TPV

TPV

2-2.5

4

2017

5

1

2017 02 15			http://www.cninfo.com.cn 2017 2 15
2017 02 22			http://www.cninfo.com.cn 2017 2 22
2017 03 15			http://www.cninfo.com.cn 2017 3

			15
2017 05 04			http://www.cninfo.com.cn 2017 5 4

2018 3 23			2017 12 31	12600	
10	1.60		10	10	
3					
1	2015				
2	2016	2100	2016 12 31 10 5	8400	10 2.50
3	2017		2017 12 31 10 10	12600	10 1.60
		2016		25200	

2017	20,160,000.00	93,797,768.07	21.49%	0.00	0.00%
2016	21,000,000.00	79,320,964.31	26.47%	0.00	0.00%
2015	0.00	59,892,026.15	0.00%	0.00	0.00%

10							0
10							1.60
10							10
						126000000	
						20160000	
							352,562,019.27
						100%	
							20
				2017			84,513,033.24
8,451,303.32			263,237,433.78	2017	12	31	318,299,163.70
2017	12	31	12600		10		1.60
2016			10	10			2017



			25% 6			
			6	12		
			50%			
					2014 10 21	36

			6			
			6			
			6			

				2014 09 29	12	

				2014 21	10 12	
			25% 6			
			6			

			50%			
			6			
			20			
			6			
			6			
			2014 21	10		6
			1			
			2			

			3			
				2014 10 21		

				2014 10 21		

				2014 10 21	36	

			1			
			2			

			3			
			5%			

				2014 10 21		
				2014 10 21		

			1			
				2		
				2014 10 21	36	

			1			
			2			
			3			

			1	2014 10 21		
			2			

			3			
			1			
			2			

				2016 03 16		

				2014 10 21		

--	--	--	--	--	--	--

				2014 10 21		

			2			
--	--	--	---	--	--	--

			3			
--	--	--	---	--	--	--

			4			
			1			

			2			
			3			
			4			
			5			
			5			
			6			
			7			

			8			

	65
	4
	0

1 2017 10 23 2017 11 9 2017
 < 2017 >
 2 11,000 1:1
 24
 12
 3 2017 2017
 2,654,950 2.1071% 109,097,205.40
 41.092 / 12 2018 1 31 2019 1 31

1

						243.78	0.34%	1,300					

						209.8	0.29%	200					
						116.58	0.16%	1,500				2017 04 25	
													2017

2017-0
22

5

1

1

2

3

2

3

1

		2,000	0	0
		2,000	0	0
		7,000	0	0
		1,000	0	0
		500	500	0

		7,000	7,000	0
		2,000	2,000	0
		21,500	9,500	0

			0						0.00%	0	0		0			
			0	--	--	--	--	--	--	0	0	--	0	--	--	--

2

4

1

2

1

2

3

		/
1.		
2.		
3.		
4.		
5.		
6.		
7.		
8.		
9.		

4

3

2017	6	14			2017
6	15				
http://www.cninfo.com.cn				2017-033	
	2017-034				
		15,000,000.00			25%
		100%			

1

	63,000,00 0	75.00%	0	0	31,500,00 0	0	31,500,00 0	94,500,00 0	75.00%
1	0	0.00%	0	0	0	0	0	0	0.00%
2	0	0.00%	0	0	0	0	0	0	0.00%
3	63,000,00 0	75.00%	0	0	31,500,00 0	0	31,500,00 0	94,500,00 0	75.00%
	40,751,91 9	48.51%	0	0	20,375,95 9				

10	5	84,000,000	2017 6 27	126,000,000	2017 6 28
2017 4 24			2016		
2017 4 24			2016		
2017 5 23	2016		2016		
			2017 6 28		

项目	2017年度		2016年度	
	股份变动前	股份变动后	股份变动前	股份变动后
基本每股收益(元/股)	1.12	0.74	1.26	0.84
稀释每股收益(元/股)	1.12	0.74	1.26	0.84
项目	2017年12月31日		2016年12月31日	
	股份变动前	股份变动后	股份变动前	股份变动后

2

	17,506,523	0	8,753,262	26,259,785	2016 5	10 2020 1 6
	3,889,417	0	1,944,708	5,834,125	2016 5	10 2018 1 6
	430,000	0	215,000	645,000	2016 5	10 2018 1 6
	422,141	0	211,071	633,212	2016 5	10 2018 1 6
	63,000,000	0	31,500,000	94,500,000	--	--

		0.51%	645,000	645,000	645,000	0		
		0.50%	633,212	633,212	633,212	0		
		0.48%	600,231	600,231	0	600,231		
		0.46%	574,696	574,015	0	574,696		
10 3		0						
		10						
						2,288,238		2,288,238
						830,580		830,580
						708,990		708,990
						600,231		600,231
						574,696		574,696
						542,200		542,200
						498,500		498,500
						474,300		474,300
						451,090		451,090
						439,323		439,323
10 10	10		10				10	10
10						830,580		

	4	412,800	417,780
--	---	---------	---------

10 10

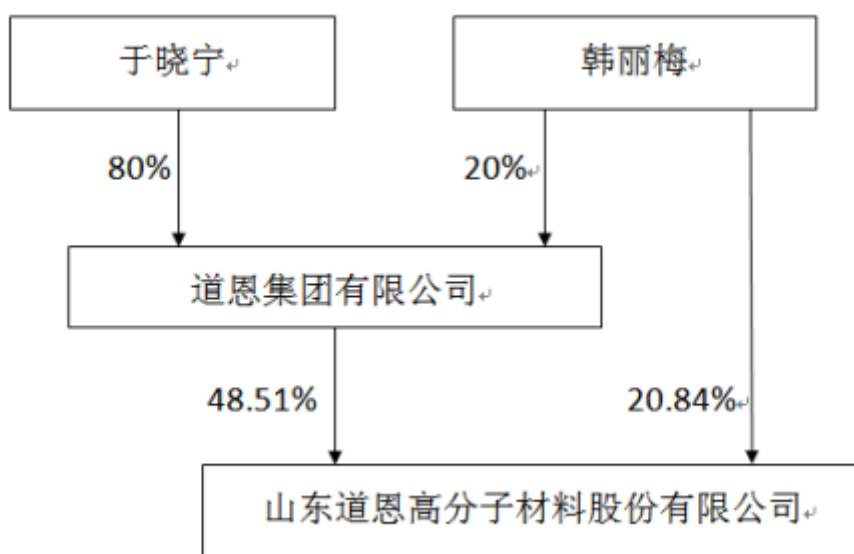
10 10

2

	/			
		2000 04 26	91370681723865171B	

3

10		



4 10%

5

				51	2013 12 20	2020 05 23	0	0	0	0	0
				47	2013 12 20	2020 05 23	17,506,523	8,753,262	0	0	26,259,785
				53	2017 09 06	2020 05 23	0	0	0	0	0
				46	2013 12 20	2020 05 23	430,000	215,000	0	0	645,000
				42	2013 12 20	2020 05 23	422,141	211,071	0	0	633,212
				55	2013 12 20	2020 05 23	0	0	0	0	0
				69	2013 12 20	2017 05 23	0	0	0	0	0

					05	23	05	23					
					2017		2020						
					46	05	23	05	23	0	0	0	

			2017 05 23	
			2017 05 23	
			2017 05 23	
			2017 05 23	
			2017 05 23	
			2017 05 23	
			2017 05 23	
			2017 05 23	
			2017 08 23	



2010 12

SAC/TC15/SC1

2 1971 1991 1997
1997 2010 12

3 1965 5
1986 7 2008 7

2008 7 2015 11 ABS

2015 11 2017 1 2017 1

4 1972 1994 5 2010 6
2010

7 2012 12 1

1 1

5 1976 2003 2010

2010 12 2014 7 15 2017 11 9

TPV

TPV

TPV

2005

30 8

3 1972 9 1994 2003 8

3

1 1971 1992 1995
1996 1999 2000 2009
2010 2011 2012 12

2 1954 1975 1979
1979 1994 1994 2003
2003 2008 2010 12

3 1988

1

2

3

4 1962 1982 2003
2003 2006 2006
2010 2013 12 2017 8 23 2010 3

5 1979 9 2003 7 2007 6
2007 6 2009 9 2009 9

2014 11 2014 11 2016 3
2016 4 2017 2 2017 3 2017 10
2017 10

6 1982 5 2002 2 2014 4
2014 4

7 1979 8 2002 12 2006 11
2006 11 2014 8 2014 8

8

1982 11

2005 7 2016 3

2016 3 2017 9

2017 7

2017 9

			2000 04 26		
			2015 10 01		
			2011 02 01		

			2009 04 13		
			2003 07 22		
			2004 10 10		
			2003 02 27		
			2010 09 09		
			2003 07 16		
			2010 09 09		
			2014 09 29		
			2004 08 12		
			2002 09 23		

			2011 12 23		
			2013 01 05		
			2003 07 22		
			2014 04 04		
			2016 03 02		
			2017 11 29		
			2003 11 08		
			2003 02 27		
			2013 03 11		
			2003 07 16		
			2009 08 08		
			2010 02 05		
			2017 11 29		
			2011 12 23		
			2013 04 19		
			2016 02 01		
			2013 04 19		
			2013 04 19		

			2016 02 01		
			2015 10 15		
			2012 02 01		
			2013 01 31		
			2014 01 06		
			2014 10 16		
			2014 10 29		
			2014 10 16		

			2017 07 01		

1

ÄÄ:2q#K@Slít ÄÄb'4y0KÄ204y"Ä;-Äe X€SjHCE ÄÄ:8qerH@BjÖ@'0%ÄSj,0B:70ÄyK,610ÄH4yK2SI 17 X4y' Ä:@³ReT•Ä€Slít Ä:"q...fG'ps@³C

			64		0	
			30		4.4	
			44		10.75	
			56		12	
			39		4.85	
			36		10.12	
			39		10.5	
			36		1.95	
	--	--	--	--	144.07	--

1

	482
	122
	604
	607
	2
	302
	60
	122
	19
	101
	604
	19
	101
	124
	360

2

3

4

5

9

3

10

3

1

6

81

1

2017		75.11%	2017 03 21	2017 03 22	2017 2017-014
2016		70.37%	2017 05 23	2017 05 24	2016 2017-029
2017		70.37%	2017 06 20	2017 06 21	2017 2017-036
2017		70.37%	2017 09 06	2017 09 07	2017 2017-049
2017		76.08%	2017 11 09	2017 11 10	2017 2017-064

2

1

	7	5	2	0	0		4
	7	5	2	0	0		4
	7	5	2	0	0		4

2

3

1

2

	2018 03 27	
	http://www.cninfo.com.cn	
	100.00%	
	100.00%	
	5% 2%	1% 0.5%
	0	
	0	

	0
	0

	2018 03 23
	2018 010709

2017

2017 12 31

2017

2017 12 31

1

2017 12 31

	81,627,897.57	330,215,260.97
	391,419.88	

	778,944.21	
	1,200,439.65	1,290,207.31
	148,669,840.74	125,499,756.77
	95,633,915.59	9,092.89
	659,186,960.41	737,385,246.31
	10,000,000.00	10,000,000.00
	10,917,169.48	16,871,690.17
		6,269,970.08
	171,641,882.36	146,193,657.86
	56,946,355.03	27,435,845.00
	64,827,805.53	50,652,836.18
		4,540,906.42
	2,164,479.37	1,951,285.92
	14,915,511.21	8,451,441.81
	331,413,202.98	272,367,633.44
	990,600,163.39	1,009,752,879.75
		84,000,000.00

	85,428,773.80	81,202,969.65
	4,571,370.15	6,548,238.06
	5,900,162.72	5,802,334.27
	9,138,201.28	7,022,127.39

	38,980,999.26	39,978,548.68
	148,092,171.22	226,983,711.36
	126,000,000.00	84,000,000.00
	326,246,065.83	361,553,081.53
	37,699,907.07	29,248,603.75
	352,562,019.27	288,215,554.52
	842,507,992.17	763,017,239.80
		19,751,928.59
	842,507,992.17	782,769,168.39
	990,600,163.39	1,009,752,879.75

2

	70,653,189.67	328,048,855.11
	391,419.88	
	70,582,438.55	44,666,326.11
	195,580,606.75	176,757,453.73
	13,425,798.95	6,375,974.13
	778,944.21	

	34,824,065.97	1,092,323.63
	132,928,161.07	110,463,049.33
	95,000,000.00	
	614,164,625.05	667,403,982.04
	10,000,000.00	10,000,000.00
	75,417,169.48	51,621,690.17
	132,798,839.53	114,588,962.56
	40,551,392.13	27,325,467.64
	45,349,489.22	42,909,126.47
		4,540,906.42
	2,103,905.07	1,611,393.47
	8,390,611.88	7,613,059.27
	314,611,407.31	260,210,606.00
	928,776,032.36	927,614,588.04
		59,000,000.00
	68,131,191.07	74,343,180.69
	4,468,840.23	6,326,613.42

	4,168,815.08	3,993,462.07
	8,454,679.42	4,977,282.44
	3,019,355.00	956,381.68
	88,242,880.80	149,596,920.30
	38,980,999.26	39,978,548.68
	38,980,999.26	39,978,548.68
	127,223,880.06	189,575,468.98
	126,000,000.00	84,000,000.00
	319,553,081.53	361,553,081.53
	37,699,907.07	29,248,603.75
	318,299,163.70	263,237,433.78

	801,552,152.30	738,039,119.06
	928,776,032.36	927,614,588.04

3

	934,085,267.69	799,684,968.59
	934,085,267.69	799,684,968.59
	830,736,079.77	701,493,695.50
	742,138,887.54	604,720,906.99
	4,565,496.99	4,299,987.95
	32,225,933.19	29,819,657.22
	48,660,760.24	53,930,563.62
	1,727,537.07	4,192,811.51
	1,417,464.74	4,529,768.21
	-5,520.00	
	-3,482,927.31	-8,759,681.77
	-5,954,520.69	-8,759,681.77
-		
-	-159,969.24	20,104.65
	5,467,549.42	

	105,168,320.79	89,451,695.97
	5,376,679.94	5,643,336.59
	11,869.83	65,260.10
	110,533,130.90	95,029,772.46
	14,794,307.12	13,502,700.48
	95,738,823.78	81,527,071.98
	95,738,823.78	81,527,071.98
	93,797,768.07	79,320,964.31
	1,941,055.71	2,206,107.67
1.		
2.		
1.		
2.		
3.		
4.		
5.		
6.		

	95,738,823.78	81,527,071.98
	93,797,768.07	79,320,964.31
	1,941,055.71	2,206,107.67
	0.74	0.84
	0.74	0.84

4

	777,410,906.50	670,924,236.52
	612,465,648.28	502,069,235.77
	3,485,393.78	3,357,029.62
	27,776,506.07	26,388,003.91
	37,757,375.83	43,789,077.45
	967,157.37	2,861,937.72
	3,283,410.69	4,083,889.81
	-5,520.00	
	-3,482,927.31	-8,759,681.77
	-5,954,520.69	-8,759,681.77
-	-159,969.24	20,081.26
	5,467,549.42	

	84,513,033.24	72,710,359.96
	84,513,033.24	72,710,359.96
1.		
2.		
1.		
2.		
3.		
4.		
5.		
6.		
	84,513,033.24	72,710,359.96

5

	427,752,494.95	877,296,918.87

	7,784,892.48	6,709,680.72
	86,801,026.08	49,820,435.45
	1,400,000.00	
	88,201,026.08	49,820,435.45
	-80,416,133.60	-43,110,754.73
		300,880,000.00
		84,000,000.00
		384,880,000.00
	84,000,000.00	79,000,000.00
	22,461,358.33	4,030,395.37
	19,705,660.37	4,003,773.61
	126,167,018.70	87,034,168.98
	-126,167,018.70	297,845,831.02
	491,680.85	96,318.07
	-172,498,343.11	299,500,150.75
	329,184,474.98	29,684,324.23
	156,686,131.87	329,184,474.98

6

--	--	--

	345,220,968.29	726,179,217.34
	5,488,072.64	469,834.50
	350,709,040.93	726,649,051.84
	230,359,404.66	585,793,534.96
	32,889,720.55	28,851,315.90
	30,412,867.31	34,702,849.25
	72,475,627.02	39,504,780.74
	366,137,619.54	688,852,480.85
	-15,428,578.61	37,796,570.99
	619,803.31	135,930.29
	7,165,089.17	6,571,400.00
	7,784,892.48	6,707,330.29
	57,334,033.52	46,995,658.55
	29,750,000.00	
		250,000.00
	1,400,000.00	
	88,484,033.52	47,245,658.55
	-80,699,141.04	-40,538,328.26
		300,880,000.00
		59,000,000.00
		359,880,000.00

	59,000,000.00	49,000,000.00
	21,836,649.98	2,743,875.48
	4,705,660.37	4,003,773.61
	85,542,310.35	55,747,649.09
	-85,542,310.35	304,132,350.91
	363,384.85	25,612.30
	-181,306,645.15	301,416,205.94
	327,018,069.12	25,601,863.18
	145,711,423.97	327,018,069.12

7

	84,000,000.00				361,553,081.53				29,248,603.75		288,215,554.52	19,751,928.59	782,769,168.39
	84,000,000.00				361,553,081.53				29,248,603.75		288,215,554.52	19,751,928.59	782,769,168.39
	42,000,000.00				-35,307,015.70				8,451,303.32		64,346,464.75	-19,751,928.59	59,738,823.78
											93,797,	1,941,0	95,738,

											768.07	55.71	823.78
					6,692,984.30							-21,692,984.30	-15,000,000.00
1													
2													
3													
4					6,692,984.30							-21,692,984.30	-15,000,000.00
									8,451,303.32		-29,451,303.32		-21,000,000.00
1									8,451,303.32		-8,451,303.32		
2													
3											-21,000,000.00		-21,000,000.00
4													
	42,000,000.00				-42,000,000.00								
1	42,000,000.00				-42,000,000.00								
2													
3													

	00												
--	----	--	--	--	--	--	--	--	--	--	--	--	--

	63,000				90,382,				21,977,		216,240	17,570,	409,170
	,000.0				515.51				567.75		,029.33	621.96	,734.55
	0												

									7,271,0		-7,271,0		
									36.00		36.00		
1									7,271,0		-7,271,0		
									36.00		36.00		
2													

	84,000,0				361,553,0				29,248,60	263,237	738,039,1
1											
2											
3											

2											
	126,000, 000.00				319,553,0 81.53				37,699,90 7.07	318,299 ,163.70	801,552,1 52.30

	63,000,0 00.00				90,382,51 5.51				21,977,56 7.75	197,798 ,109.82	373,158,1 93.08

3											
1											
2											
3											
4											

		51.00%	49.00%		2005 7 7
	2005 2174				
2009 10				5.46%	
2009 11 18					
2010 8				15,870,000.00	
	13,870,000.00		1,601,040.00		398,960.00
	53,870,000.00		61.72%	30.71%	6.83%
0.74%			2010 8 28		2010 176
2010 11 22			2010 9 30		
	2010 12 8				2010 9 30
	111,382,515.51	1.9541 1		57,000,000.00	
54,382,515.51			2010 12 10		2010
7-004					
2012 12	2012			6,000,000.00	
	5,570,000.00			430,000.00	
63,000,000.00			2012 12 25	2012	7-016
2016 12 02			[2016]2989	2016 12 30	
	21,000,000	1	15.28		320,880,000.00
28,709,433.98			292,170,566.02	2016 12 30	
	84,000,000.00			2016 12 30	2016
010160					
2017 5 23	2016		2016	84,000,000.00	
10 5					126,000,000.00

2018 3 23

2

1

2

12

1

2

1 1 12 31

3

4

5

1

6

1

2017 12 31

2

3

4

5

6

7

1

13

2

8

8

8

9

1

2

10

1

2

A

B

C

D

A

B

C

D

A

B

a

b

c

d

e

f

g

h

i

C

a

b

35%

3

B

4

5

)

6

11**1**

	200	5%

--	--

2

1 1	5.00%	5.00%
1 2	10.00%	10.00%
2 3	20.00%	20.00%
3	50.00%	50.00%
3 4	50.00%	50.00%
4 5	50.00%	50.00%
5	100.00%	100.00%

3

4

5

6

13

1

3

8

2

22

14

1

A

B

a

b

c

d

A

B

C

7 -

D

12 --

2

22

3

		10	5	9.5
		5	5	19
		5	5	19

3

4

17

1

2

3

18

1

3

2

19

20

21

1

2

A

B

2

22

1

2

3

4

5

6

7

8

-

23

24

1

2

3

4

25

1

2

26

1

2

3

4

27

28

1

2

a

b

3

29

1

2

A

B

A

B

30

/

31

1

2

32

33

1

2

34

1

		17%
		7%
		15% 25%
		3%
		2%
		1% 0.50%

	15%
	15%
	25%

2

2011

2012 008

504

2014 10 31

2014

2014 -2016

15%

2017 12 28

2017

2013 12 12

2016

15%

3**1**

	44,934.13	34,840.35
	61,641,197.74	329,149,634.63
	19,941,765.70	1,030,785.99
	81,627,897.57	330,215,260.97

2

	391,419.88	
	391,419.88	

3**4****1**

	79,572,246.88	50,523,158.78

	1,289,800.00	2,603,323.91
	80,862,046.88	53,126,482.69

2

--	--

3

	252,411,711.65	
	252,411,711.65	

4

--	--

5

1

	249,495, 229.60	99.80%	13,844,6 96.57	5.55%	235,650,5 33.03	231,435 ,546.07	100.00%	12,932,47 3.19	5.59%	218,503,07 2.88
	507,050. 00	0.20%	507,050. 00	100.00%						
	250,002, 279.60		14,351,7 46.57		235,650,5 33.03	231,435 ,546.07		12,932,47 3.19		218,503,07 2.88

1			
1	241,632,396.07	12,081,619.80	5.00%
1 2	3,825,402.11	382,540.21	10.00%
2 3	2,127,263.87	425,452.78	20.00%
3 4	1,897,766.21	948,883.11	50.00%
4 5	12,401.34	6,200.67	50.00%
	249,495,229.60	13,844,696.57	5.55%

2

1,419,273.38

0.00

--	--	--

3

--	--

--	--	--	--	--	--

4

53,334,834.70

21.33 %

2,666,741.73

5

6

6

1

1	14,292,310.18	99.44%	8,700,832.80	99.54%
1 2	76,912.68	0.54%	37,050.00	0.42%
2 3		0.00%	2,700.00	0.03%
3	2,700.00	0.02%	790.00	0.01%
	14,371,922.86	--	8,741,372.80	--

1

2

10,944,031.90

76.15 %

7

1

	778,944.21	
	778,944.21	

2

--	--	--	--	--

8

1

()

1

	1,278,555.61	100.00%	78,115.96	6.11%	1,200,439.65	1,370,131.91	100.00%	79,924.60	5.83%	1,290,207.31
--	--------------	---------	-----------	-------	--------------	--------------	---------	-----------	-------	--------------

1				
1		1,194,792.15	59,739.61	5.00%
1 2		58,763.46	5,876.35	10.00%
3 4		4,000.00	2,000.00	50.00%
4 5		21,000.00	10,500.00	50.00%
		1,278,555.61	78,115.96	6.11%

2

-1,808.64

0.00

--	--	--

3

--	--

--	--	--	--	--	--

4

	905,618.60	489,841.52
	171,887.58	261,926.93
	200,049.43	455,755.54
	1,000.00	162,607.92
	1,278,555.61	1,370,131.91

5

		304,570.36	1	23.82%	15,228.52
		146,200.76	1	11.43%	7,310.04
		122,400.00	1	9.57%	6,120.00
		120,000.00	1	9.39%	6,000.00
		117,000.00	1	1-2	6,700.00
	--	810,171.12	--	63.36%	41,358.56

6

--	--	--	--	--

7

8

10

1

	79,418,674.29		79,418,674.29	63,829,322.67		63,829,322.67
	51,578,019.91		51,578,019.91	48,611,380.51		48,611,380.51
	17,673,146.54		17,673,146.54	13,059,053.59		13,059,053.59
	148,669,840.74		148,669,840.74	125,499,756.77		125,499,756.77

4

2

3**4**

--	--

11

--	--	--	--	--

12

--	--	--

13


	95,000,000.00	
	633,915.59	9,092.89
	95,633,915.59	9,092.89

14**1**

	10,000,000.00		10,000,000.00	10,000,000.00		10,000,000.00
	10,000,000.00		10,000,000.00	10,000,000.00		10,000,000.00
	10,000,000.00		10,000,000.00	10,000,000.00		10,000,000.00

2

--	--	--	--

4**5****15****1****2****3****16****1**

17

	16,871,69 0.17			-5,954,52 0.69						10,917,16 9.48	
	16,871,69 0.17			-5,954,52 0.69						10,917,16 9.48	
	16,871,69 0.17			-5,954,52 0.69						10,917,16 9.48	

18

1

1.		8,341,022.62			8,341,022.62
2.					
1					
2 \					
3					
3.		8,341,022.62			8,341,022.62
1					
2					
		8,341,022.62			8,341,022.62

4.				
1.	2,071,052.54			2,071,052.54
2.	264,132.40			264,132.40
1	264,132.40			264,132.40
3.	2,335,184.94			2,335,184.94
1				
2				
	2,335,184.94			2,335,184.94
4.				
1.				
2.				
1				
3				
1				
2				
4.				
1.				
2.	6,269,970.08			6,269,970.08

2

3

--	--	--

19

1

1.	89,579,193.27	217,902,206.85
2.	14,852,581.08	47,952,528.23
1		30,937,941.92
2	6,511,558.46	8,673,563.69
3		
	8,341,022.62	8,341,022.62
3.		6,256,207.64
1		3,661,522.97
		2,594,684.67
4.	104,431,774.35	259,598,527.44
1.	20,550,171.30	71,708,548.99
2.	6,761,028.42	20,347,365.44
1	4,425,843.48	18,012,180.50
	2,335,184.94	
3.		4,099,269.35
1		2,944,367.68
		1,154,901.67
4.	27,311,199.72	87,956,645.08
1.		
2.		
1		
3.		
1		
4.		

1.	77,120,574.63	171,641,882.36
2.	69,029,021.97	146,193,657.86

2

--	--	--	--	--	--

3

--	--	--	--	--

4

--	--

5

--	--	--

20

1

TPV	18,445,724.49		18,445,724.49	1,530,495.51		1,530,495.51
	4,901,196.58		4,901,196.58			
	22,105,667.64		22,105,667.64	19,762,765.23		19,762,765.23
				6,032,206.90		6,032,206.90

3000	11,493,766.32		11,493,766.32	110,377.36		110,377.36
	56,946,355.03		56,946,355.03	27,435,845.00		27,435,845.00

2

--	--	--	--	--	--	--	--	--	--	--	--	--	--

	185,330,	1,530,49	16,915,2		18,445,7	
TPV	000.00	5.51	28.98		24.49	30.44%

	000.00	45.00	96.09	3.69	7	55.03					
--	--------	-------	-------	------	---	-------	--	--	--	--	--

3

--	--	--	--	--	--	--	--	--	--	--	--

21

--	--	--	--	--	--	--	--	--	--	--	--

22

--	--	--	--	--	--	--	--	--	--	--	--

23

1

2

24

25

1

1.	55,715,999.20	3,250,000.00	3,018,311.43		61,984,310.63

2.	12,064,000.00		4,543,397.04		16,607,397.04
1	12,064,000.00				12,064,000.00
2			4,543,397.04		4,543,397.04
3					
3.					
1					
4.	67,779,999.20	3,250,000.00	7,561,708.47		78,591,707.67
1.	7,125,675.84	3,250,000.00	955,798.61		11,331,474.45
2.	1,222,979.16		1,209,448.53		2,432,427.69
1	1,222,979.16		1,209,448.53		2,432,427.69
3.					
1					
4.	8,348,655.00	3,250,000.00	2,165,247.14		13,763,902.14
1.					
2.					
1					
3.					
1					
4.					
1.	59,431,344.20		5,396,461.33		64,827,805.53

2.	48,590,323.36		2,062,512.82		50,652,836.18

2

--	--	--	--

26

	4,540,906.42	2,490.62			4,543,397.04		
	4,540,906.42	2,490.62			4,543,397.04		

27

1

--	--	--	--	--

2

--	--	--	--	--

28

--	--	--	--	--	--

29 /

1

	14,429,862.53	2,164,479.37	13,008,572.79	1,951,285.92
	14,429,862.53	2,164,479.37	13,008,572.79	1,951,285.92

2

3

		2,164,479.37		1,951,285.92

4

			3,825.00
		639,636.86	14,044.26
		639,636.86	17,869.26

5

2021	14,044.26	14,044.26	

2022	625,592.60		
	639,636.86	14,044.26	--

30

	14,915,511.21	8,451,441.81
	452,021.62	452,021.62
	-452,021.62	-452,021.62
	14,915,511.21	8,451,441.81

31

1

		74,000,000.00
		10,000,000.00
		84,000,000.00

2

--	--	--	--	--

32

--	--	--

33

34

--	--	--

35

1

	55,982,666.01	67,244,884.78
	20,136,339.27	4,059,819.68
	5,938,966.51	3,901,437.15
		4,705,660.37
	3,370,802.01	1,291,167.67
	85,428,773.80	81,202,969.65

2

1

--	--	--

36

1

1	1	4,408,223.97
1	2 2	76,639.71
2	3 3	31,483.45
3		55,023.02
		6,404,779.27
		79,953.08
		14,601.11
		48,904.60

	4,571,370.15	6,548,238.06
--	--------------	--------------

2 1

--	--	--

3

--	--

37

1

	5,802,334.27	39,098,539.92	39,000,711.47	5,900,162.72
-		3,838,159.10	3,838,159.10	
	5,802,334.27	42,936,699.02	42,838,870.57	5,900,162.72

2

1	3,542,281.24	36,201,601.58	35,914,843.43	3,829,039.39
2		142,077.02	142,077.02	
3		2,055,294.12	2,055,294.12	
		1,729,256.99	1,729,256.99	
		209,989.93	209,989.93	
		116,047.20	116,047.20	
4		697,972.00	697,972.00	
5	1,061,078.67	1,595.20	53,120.93	1,009,552.94
	1,198,974.36		137,403.97	1,061,570.39

	5,802,334.27	39,098,539.92	39,000,711.47	5,900,162.72
--	--------------	---------------	---------------	--------------

3

1		3,694,166.81	3,694,166.81	
2		143,992.29	143,992.29	
		3,838,159.10	3,838,159.10	

38

	2,580,402.99	4,914,936.48
	5,431,680.13	916,077.90
	96,077.70	83,245.30
	349,800.80	348,519.87
	149,914.61	150,538.05
	99,943.09	100,163.30
	24,985.75	49,788.54
	241,015.28	212,708.70
	109,514.21	53,390.00
	54,866.72	192,759.25
	9,138,201.28	7,022,127.39

39

--	--	--

--	--	--

40

--	--	--

1

41

1

	850,000.00	
	928,054.50	600,000.00
	1,690,000.00	1,040,000.00
	136,104.32	261,069.33
	243,618.73	186,695.24
	224,886.46	341,728.74
	4,072,664.01	2,429,493.31

2

1

--	--	--

42

--	--	--

43

--	--	--

44

--	--	--

--	--	--	--	--	--	--	--	--	--	--	--

45

1

--	--	--

46

1

--	--	--

2

3

4

47

1

--	--	--

48

1

--	--	--

2

--	--	--

--	--	--

--	--	--

49

--	--	--	--	--	--

50

--	--	--	--

51

	39,978,548.68	5,470,000.00	6,467,549.42	38,980,999.26	
	39,978,548.68	5,470,000.00	6,467,549.42	38,980,999.26	--

								/
3	4,560,000.00		760,000.00				3,800,000.00	
	6,748,333.34	700,000.00	965,000.00				6,483,333.34	
1 /	981,333.33		256,000.00				725,333.33	
	1,483,333.33		200,000.00				1,283,333.33	
TPV	691,666.67		100,000.00				591,666.67	
	1,735,666.66		233,000.00				1,502,666.66	

2	529,500.00		90,000.00				439,500.00	
"8515"	1,207,083.33		156,700.00				1,050,383.33	
	525,833.33		85,000.00				440,833.33	
2	190,000.00		40,000.00				150,000.00	
	117,500.00		30,000.00				87,500.00	
500 /	93,333.33		25,000.00				68,333.33	
IIR/PP TPV	115,000.00		20,000.00				95,000.00	
	128,333.32		20,000.00				108,333.32	
	6,305,764.28		820,000.00				5,485,764.28	

5000T	296,083.33		37,400.00				258,683.33	
	6,689,437.37		800,000.00				5,889,437.37	
	435,416.67		55,000.00				380,416.67	
2.1 TPV	791,666.67		100,000.00				691,666.67	

6.67

		1,000,000.00	58,333.33				941,666.67	
VOC	/	2,000,000.00				1,000,000.00	1,000,000.00	
SiTPV		600,000.00					600,000.00	
		1,000,000.00					1,000,000.00	
	39,978,548.68	5,470,000.00	5,467,549.42			1,000,000.00	38,980,999.26	--

52

--	--	--

53

		+					
	84,000,000.00			42,000,000.00		42,000,000.00	126,000,000.00

2017	5	23	2016	2016	84,000,000.00
	10	5			

42,000,000.00

54

1

2



--	--	--	--	--	--	--	--

58

--	--	--	--	--

59

	29,248,603.75	8,451,303.32		37,699,907.07
	29,248,603.75	8,451,303.32		37,699,907.07

60

	288,215,554.52	
	93,797,768.07	
	8,451,303.32	
	21,000,000.00	
	352,562,019.27	

1) 0.00

2) 0.00

3) 0.00

4) 0.00

5) 0.00

61

--	--	--

	927,965,946.60	737,892,305.51	793,269,097.19	599,709,069.11
	6,119,321.09	4,246,582.03	6,415,871.40	5,011,837.88
	934,085,267.69	742,138,887.54	799,684,968.59	604,720,906.99

62

	1,581,908.19	1,521,368.81
	676,788.26	696,620.48
	963,882.53	824,480.15
	328,944.47	142,373.33
	7,135.20	7,345.20
	416,577.52	352,240.41
	451,387.58	464,396.51
	138,873.24	232,725.65
		58,437.41
	4,565,496.99	4,299,987.95

63

	24,512,842.10	22,845,936.19
	3,196,189.24	3,137,153.21
	3,117,678.87	2,854,513.32
	1,399,222.98	982,054.50
	32,225,933.19	29,819,657.22

64

--	--	--

	26,576,556.81	30,611,162.21
	9,034,125.92	8,549,489.72
	4,362,126.75	5,295,619.40
	1,910,372.81	2,857,520.40
		424,746.61
	3,100,834.36	2,416,616.30
	1,325,377.18	1,926,510.83
	2,351,366.41	1,848,898.15
	48,660,760.24	53,930,563.62

65

	1,461,358.33	4,030,395.37
	498,257.96	214,002.84
	963,100.37	3,816,392.53
	491,680.85	459.05
	272,755.85	182,399.95
		193,559.98
	1,727,537.07	4,192,811.51

66

	1,417,464.74	4,529,768.21
	1,417,464.74	4,529,768.21

67

	-5,520.00	
	-5,520.00	

68

	-5,954,520.69	-8,759,681.77
	-2,440.00	
	2,474,033.38	
	-3,482,927.31	-8,759,681.77

69

"_"	-159,969.24	20,104.65

70

	5,467,549.42	

71

	5,317,248.54	5,596,522.60	5,317,248.54
	59,431.40	46,813.99	59,431.40
	5,376,679.94	5,643,336.59	5,376,679.94

								/
						3,876,500.00		
						240,000.00		
						100,000.00		
						372,500.00		
						100,000.00		
						209,400.00		

						134,500.00		
						284,348.54		
	--	--	--	--	--	5,317,248.54		--

72

	1,000.00	1,000.00	1,000.00
	10,005.11	62,385.57	10,005.11
	864.72	1,874.53	864.72
	11,869.83	65,260.10	11,869.83

73

1

	15,007,500.57	14,181,591.97
	-213,193.45	-678,891.49
	14,794,307.12	13,502,700.48

2

	110,533,130.90
/	16,579,969.64
	-62,176.76
	-81,049.28
	216,361.65
	155,441.90
	-2,907,418.13
	893,178.10
	14,794,307.12

74

75

1

	650,000.00	1,040,000.00
	5,317,248.54	520,286.32
	498,257.96	214,002.84
	22,511.81	307,153.58
	6,488,018.31	2,081,442.74

2

--	--

	29,029,743.95	26,750,045.42
	17,027,013.47	19,722,285.56
	110,321.23	2,302,815.12
	46,167,078.65	48,775,146.10

3

	5,470,000.00	6,571,400.00
	1,695,089.17	
	7,165,089.17	6,571,400.00

4

	1,000,000.00	
	400,000.00	
	1,400,000.00	

5

--	--	--

6

	4,705,660.37	4,003,773.61

	15,000,000.00	
	19,705,660.37	4,003,773.61

76

1

1	--	--
	95,738,823.78	81,527,071.98
	1,417,464.74	4,529,768.21
	18,276,312.90	15,001,493.76
	2,432,427.69	1,665,788.11
	159,969.24	-20,104.65
	10,005.11	62,385.57
	5,520.00	
	1,461,358.33	4,030,395.37
	3,482,927.31	8,759,681.77
	-213,193.45	-678,891.49
	-23,170,083.97	-42,724,206.94
	-51,841,271.48	-57,135,464.21
	-14,167,131.86	29,650,838.91
	33,593,128.34	44,668,756.39
2		

2

	--
	--
	--

3

	--
	--
	--

4

	156,686,131.87	329,184,474.98
	44,934.13	34,840.35
	61,641,197.74	329,149,634.63
	95,000,000.00	
	156,686,131.87	329,184,474.98

77

2017 6 14

25%

25%

2017 8 26

15,000,000.00

21,692,984.30

6,692,984.30

78

	19,941,765.70	
	45,716,349.60	1 2
	47,528,197.53	1 2
	113,186,312.83	--

1 2016 6 28

25,000,000.00

1-4

2 2016 6 23

49,000,000.00

1-8

79

1

	249,303.26	6.5342	1,628,997.36
	158,802.42	7.8023	1,239,024.12
	193,808.88	6.5342	1,266,385.98

2

80


2017 10 23

400,000.00


81

1


1



2



3




4

5


6

2


1



2



3



3

4

5

6

1

1

				100.00%		
				100.00%		

2

3

	176,767,828.39	173,199,463.14
	151,195,472.90	136,383,291.27
	3,716,225.00	3,051,000.00
	154,911,697.90	139,434,291.27
	10,917,169.48	16,871,690.17
	10,917,169.48	16,871,690.17
	132,964,187.50	113,469,459.05
	1,060,353.57	7,981,540.72
	-11,909,041.38	-17,519,363.53
	-11,909,041.38	-17,519,363.53

3

	/	/

4

	/	/
	--	--
	--	--
	--	--
	--	--

5

6

--	--	--	--

7

8

4

				/	

5

6

1

3

21.33 %

A

	1	1-3	3	1	1-5	5	5	
	1	3	1					
	61,686,131.87	19,941,765.70						81,627,897.57
	8,882,295.45	21,531,994.16	50,447,757.27					80,862,046.88
	32,660,358.05	216,975,015.97	366,905.58					250,002,279.60
	208,308.60	967,897.01	102,350.00					1,278,555.61
	103,437,093.97	259,416,672.84	50,917,012.85					413,770,779.66

	1	1-3	3	3	1	1	1-5	5	5	
	23,304,723.70	35,529,025.00	26,595,025.10							85,428,773.80
	67,170.67	2,862,174.34	1,143,319.00							4,072,664.01
	23,371,894.37	38,391,199.34	27,738,344.10							89,501,437.81

B кà

	1	1-3	3	1	1-5	5	5	
	1	3	1					
	329,184,474.98	1,030,785.99						330,215,260.97
	6,785,973.12	4,461,270.92	41,879,238.65					53,126,482.69
	12,229,904.25	198,055,512.64	20,772,038.72	378,090.46				35,546.07
	138,036.09	879,560.37	282,975.45	69,560.00				

()

4%	-34,726.74	-34,726.74	-141,272.86	-141,272.86
4%	34,726.74	34,726.74	141,272.86	141,272.86
4%	-42,126.82	-42,126.82	-12,560.00	-12,560.00
4%	42,126.82	42,126.82	12,560.00	12,560.00

1

2

B

C

1

	--	--	--	--
	391,419.88			391,419.88
	--	--	--	--

2

	391,419.88
--	------------

3

4

5

6

7

8

9

1

			1.06	48.51%	48.51%

2

1

3

3

4

5

1

/

		2,437,837.61	13,000,000.00		0.00
		2,098,026.25	2,000,000.00		0.00
		1,165,811.97	15,000,000.00		0.00

/

		1,452,814.10	0.00
		2,435.90	0.00

2

/

/

/

/	/	/	/	/	/	/
---	---	---	---	---	---	---

/

/

/	/	/	/	/	/	/
---	---	---	---	---	---	---

/

3

--	--	--	--

--	--	--	--

4

--	--	--	--	--

		2015 07 21	2017 07 21	
		2017 03 19	2019 03 19	

5

6

--	--	--	--

7

--	--	--

	1,159,352.46	963,399.20
--	--------------	------------

8

6

1

2

		503,320.10	
		24,209.56	
		395,600.00	

7

8

1

2

3

4

5

1

2

1

2

3

1

--	--	--	--

2

	20,160,000.00
--	---------------

3

4

1

1

--	--	--	--

2

--	--	--

2

3

1

2

4

5

--	--	--	--	--	--	--

6

1

A

B

2

	777,410,906.50	158,085,013.96	-1,410,652.77	934,085,267.69
	776,995,980.21	157,089,287.48		934,085,267.69
	414,926.29	995,726.48	-1,410,652.77	
	-5,954,520.69			-5,954,520.69
	3,026,060.69	-114,935.99	-1,748,034.96	1,163,089.74
	27,776,506.07	4,449,427.12		32,225,933.19
	97,579,774.90	11,459,696.04	1,748,034.96	110,787,505.90
	967,049,024.55	125,632,468.33	-101,865,110.74	990,816,382.14
	150,921,012.86	36,194,772.71	-39,023,614.35	148,092,171.22

3

4

7

8

1

1

	207,264,610.08	99.76%	11,684,003.33	5.64%	195,580,606.75	187,442,586.15	100.00%	10,685,132.42	5.70%	176,757,453.73
	507,050.00	0.24%	507,050.00	100.00%						
	207,771,660.08	100.00%	12,191,053.33	5.87%	195,580,606.75	187,442,586.15	100.00%	10,685,132.42	5.70%	176,757,453.73

1			
1		199,854,748.76	5.00%
1 2		3,518,046.68	10.00%
2 3		2,021,487.03	20.00%
3 4		1,870,327.61	50.00%

	207,264,610.08	11,684,003.33	5.64%
--	----------------	---------------	-------

2

1,505,920.91

0.00

--	--	--

3

--	--

--	--	--	--	--	--

4

53,334,834.70

25.67 %

2,666,741.73

5

6

2

1

	36,659,046.47	100.00%	1,834,980.50	5.01%	34,824,065.97	1,149,814.35	100.00%	57,490.72	5.00%	1,092,323.63
	36,659,046.47	100.00%	1,834,980.50	5.01%	34,824,065.97	1,149,814.35	100.00%	57,490.72	5.00%	1,092,323.63

1			
1	36,618,483.01	1,830,924.15	5.00%
1 2	40,563.46	4,056.35	10.00%

2

--	--	--

3

--	--

--	--	--	--	--	--

4

	646,874.05	343,023.96
	171,887.58	261,926.93
	35,640,235.41	544,863.46
	200,049.43	
	36,659,046.47	1,149,814.35

5

--	--	--	--	--	--

6

--	--	--	--	--

7

8

3

	64,500,000.00		64,500,000.00	34,750,000.00		34,750,000.00
	10,917,169.48		10,917,169.48	16,871,690.17		16,871,690.17
	75,417,169.48		75,417,169.48	51,621,690.17		51,621,690.17

1

--	--	--	--	--	--	--

34,500,000.00

15,000,000.00

49,500,000.00

	777,410,906.50	612,465,648.28	670,924,236.52	502,069,235.77
--	----------------	----------------	----------------	----------------

5

	-5,954,520.69	-8,759,681.77
	-2,440.00	0.00
	2,474,033.38	
	-3,482,927.31	-8,759,681.77

6

1

	-169,974.35	
	10,784,797.96	
	2,474,033.38	
	-7,960.00	
	57,566.68	
	1,971,297.55	
	193,386.73	
	10,973,779.39	--

1

1

2

		/	/
	11.73%	0.74	0.74
	10.35%	0.66	0.66

3

1

2

3

4

2017

2018 3 23